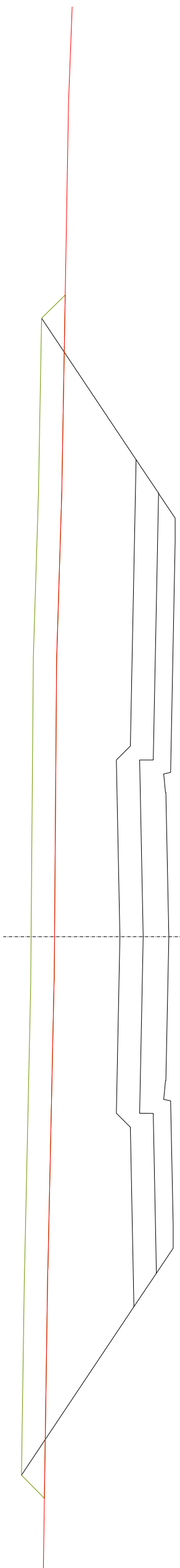


PERFILES TRANSVERSALES VIAL "A"

|              |        |
|--------------|--------|
| desmonte     | 0.000  |
| terraplén    | 44.642 |
| suelo s.     | 8.799  |
| Copa Vegetal | 12.694 |

0+520

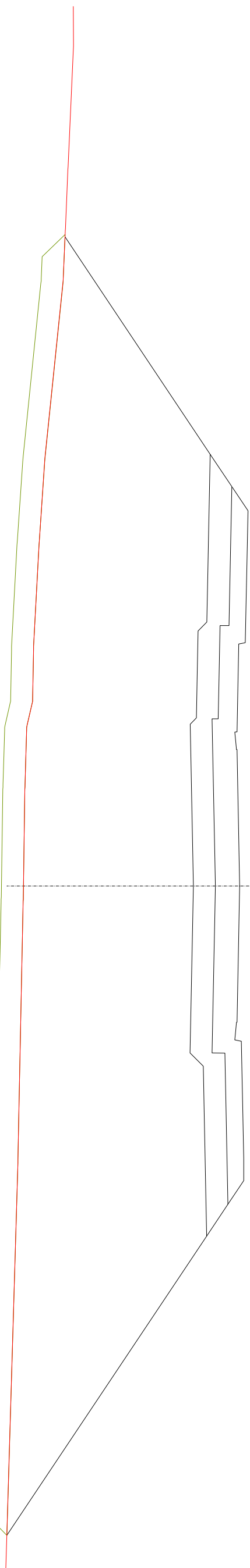
Rosante 248.022  
Terreno 245.546



|              |        |
|--------------|--------|
| desmonte     | 0.000  |
| terraplén    | 84.210 |
| suelo s.     | 8.546  |
| Copa Vegetal | 14.542 |

0+540

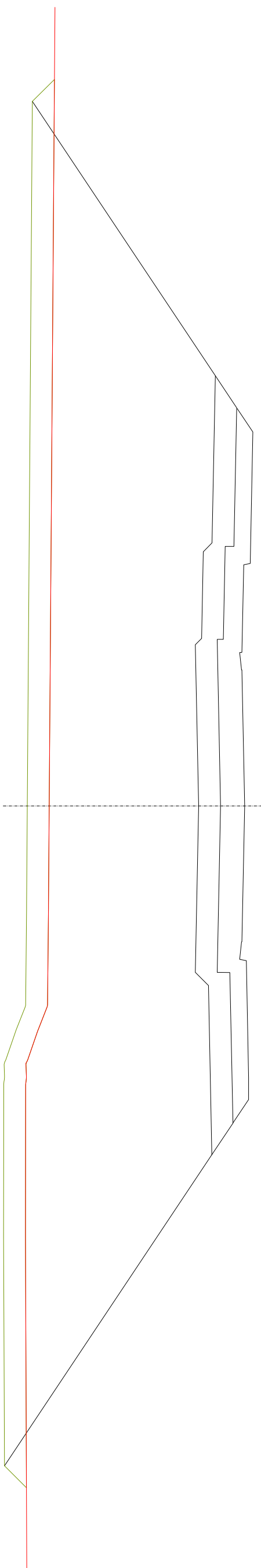
Rosante 248.150  
Terreno 244.058



|              |         |
|--------------|---------|
| desmonte     | 0.000   |
| terraplén    | 103.052 |
| suelo s.     | 8.546   |
| Copa Vegetal | 15.818  |

0+560

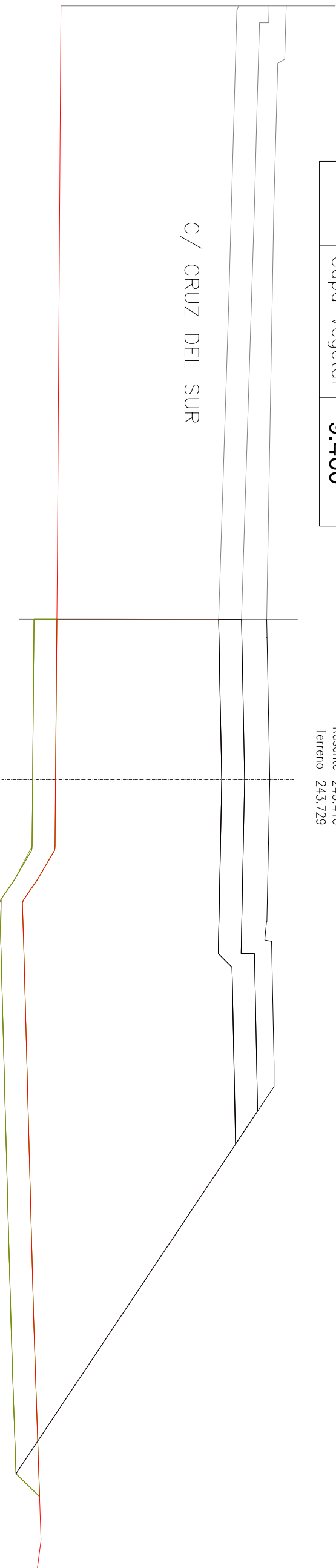
Rosante 248.280  
Terreno 243.823



|              |        |
|--------------|--------|
| desmonte     | 0.000  |
| terraplén    | 70.015 |
| suelo s.     | 5.577  |
| Copa Vegetal | 9.460  |

0+580

Rosante 248.410  
Terreno 243.729




C/ CRUZ DEL SUR

|              |         |
|--------------|---------|
| terraplén    | 112.349 |
| desmonte     | 0.000   |
| suelo s.     | 7.807   |
| Copa Vegetal | 13.360  |

0+600


Rosante 248.540  
Terreno 242.973



|              |         |
|--------------|---------|
| desmonte     | 0.000   |
| terraplén    | 117.452 |
| suelo s.     | 7.807   |
| Copa Vegetal | 13.360  |

0+620


Rosante 248.670  
Terreno 242.912



|              |         |
|--------------|---------|
| desmonte     | 0.000   |
| terraplén    | 124.520 |
| suelo s.     | 7.807   |
| Copa Vegetal | 16.015  |

VIAL A  
0+640

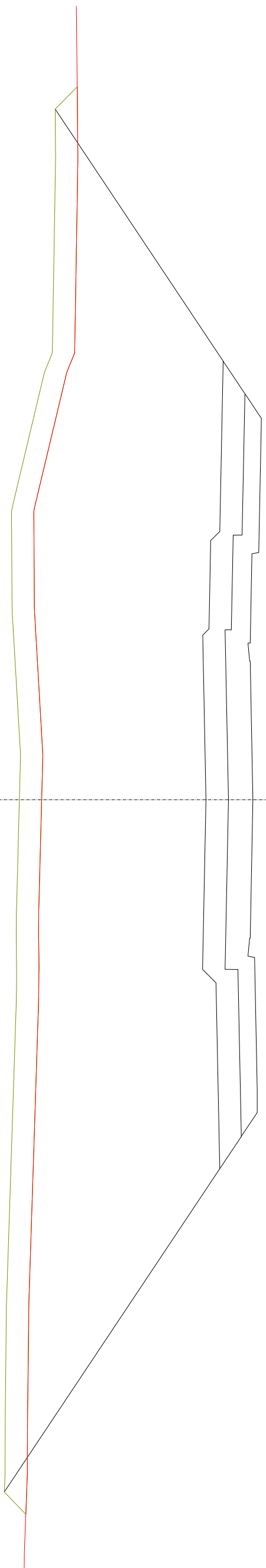
Rosante 248.806  
Terreno 242.872



|              |         |
|--------------|---------|
| desmonte     | 0.000   |
| terraplén    | 106.184 |
| suelo s.     | 8.695   |
| Copa Vegetal | 15.724  |

0+660

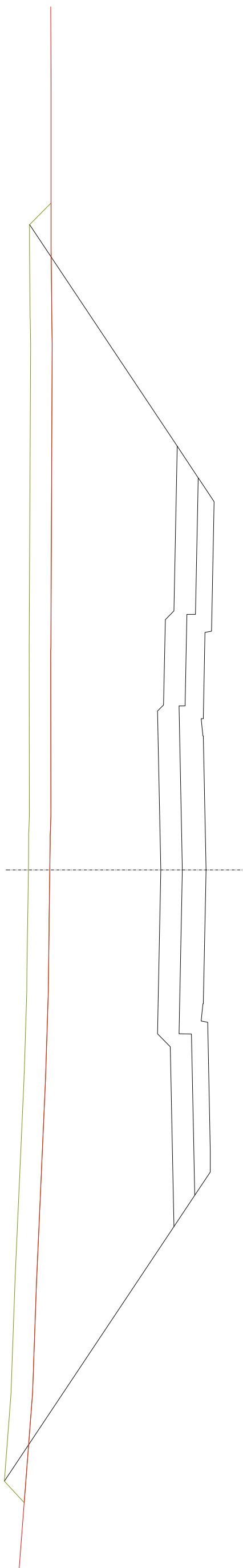
Rosante 249.021  
Terreno 244.293



|              |        |
|--------------|--------|
| desmonte     | 0.000  |
| terraplén    | 77.740 |
| suelo s.     | 8.695  |
| Copa Vegetal | 14.809 |

0+680

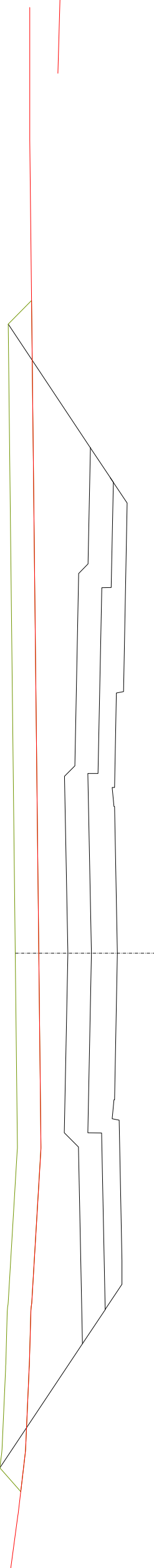
Rosante 249.315  
Terreno 245.692



|              |        |
|--------------|--------|
| desmonte     | 0.000  |
| terraplén    | 29.180 |
| suelo s.     | 9.221  |
| Copa Vegetal | 12.346 |

0+700

Rosante 249.615  
Terreno 247.246



NOTAS: