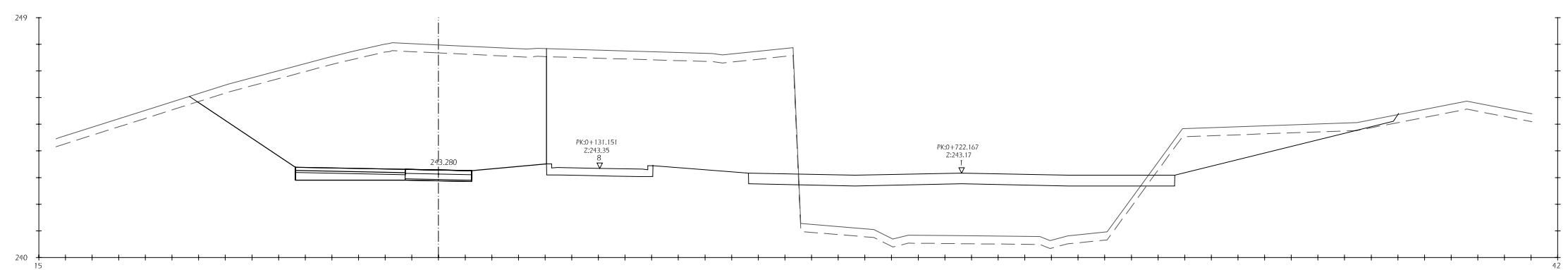
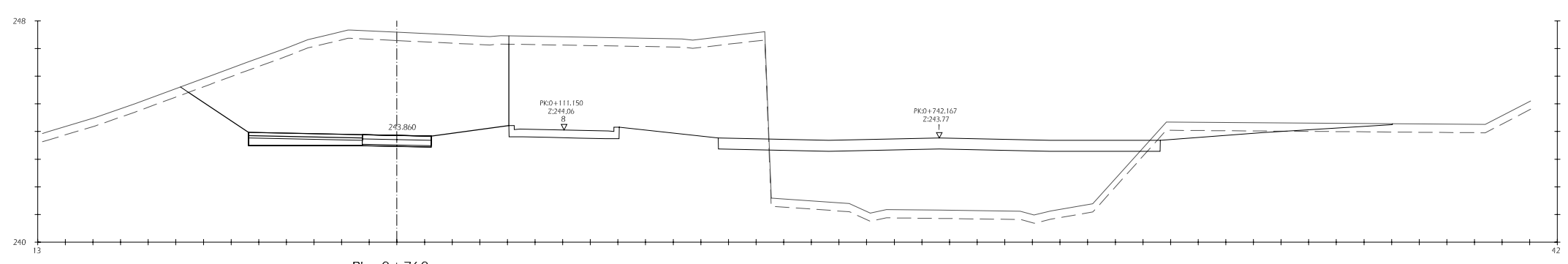


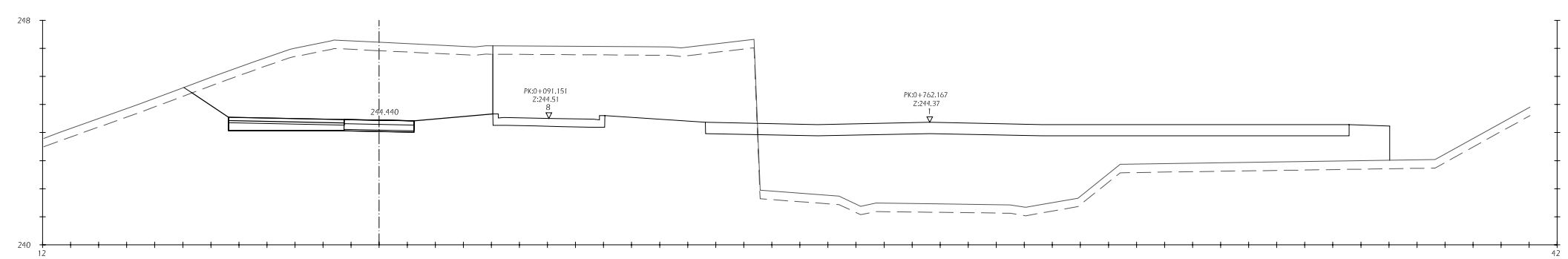
PK=0+720
S. FIRME = 2.81 m2.
S. VEGETAL = 4.12 m2.
S. D_TIERRA = 59.75 m2.



PK=0+740
S. FIRME = 2.81 m2.
S. VEGETAL = 4.09 m2.
S. D_TIERRA = 50.50 m2.



PK=0+760
S. FIRME = 2.81 m2.
S. VEGETAL = 3.64 m2.
S. D_TIERRA = 36.41 m2.



PK=0+780
S. FIRME = 2.81 m2.
S. VEGETAL = 3.38 m2.
S. D_TIERRA = 25.76 m2.