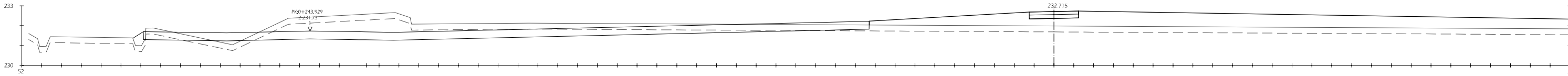
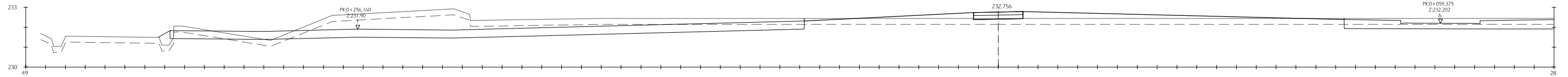


EJE 13



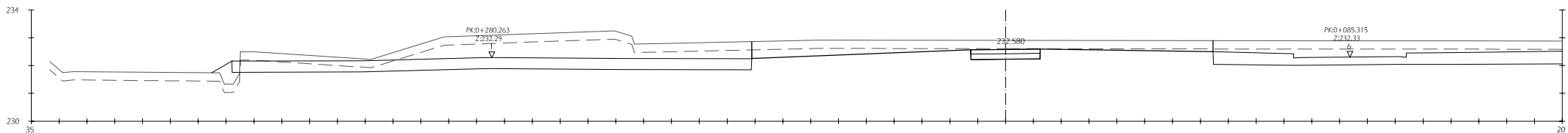
Pk=0+240

S. FIRME = 0.87 m2.  
S. VEGETAL = 13.96 m2.  
S. TERRAPLEN = 38.77 m2.



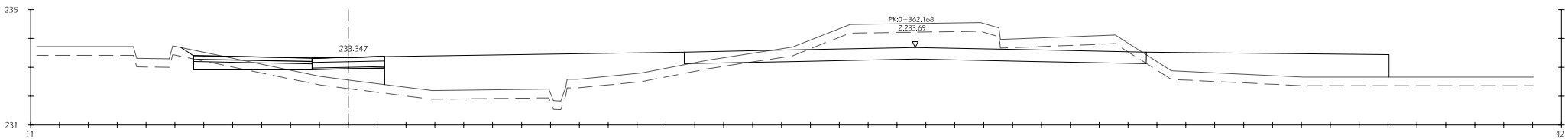
Pk=0+260

S. FIRME = 0.87 m2.  
S. VEGETAL = 8.16 m2.  
S. TERRAPLEN = 11.04 m2.



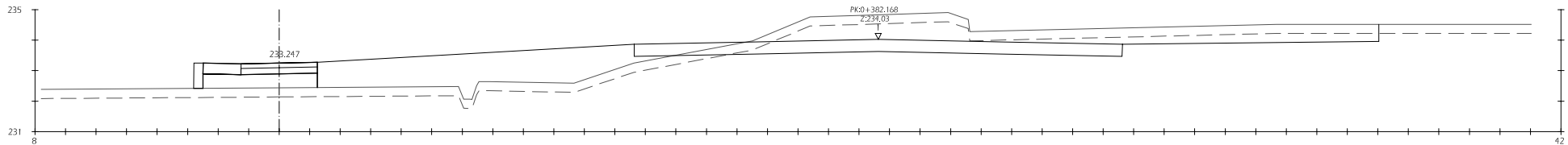
Pk=0+280

S. FIRME = 0.87 m2.  
S. VEGETAL = 4.97 m2.  
S. D\_TIERRA = 2.86 m2.



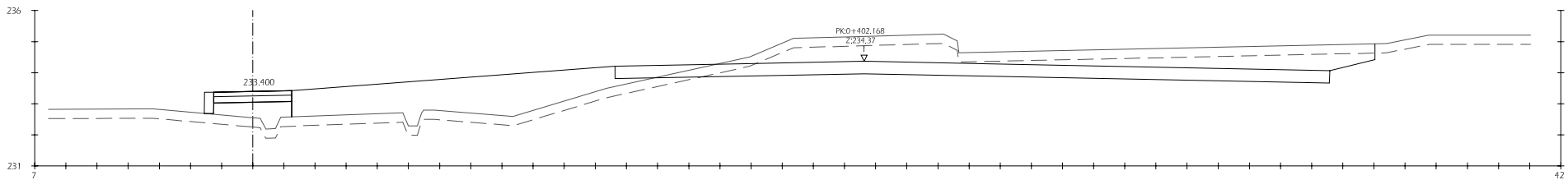
Pk=0+380

S. FIRME = 2.81 m2.  
S. VEGETAL = 2.03 m2.  
S. D\_TIERRA = 0.34 m2.  
S. TERRAPLEN = 2.26 m2.



Pk=0+400

S. FIRME = 1.31 m2.  
S. VEGETAL = 1.22 m2.  
S. MUROS = 0.25 m2.  
S. TERRAPLEN = 2.94 m2.



Pk=0+420

S. FIRME = 0.88 m2.  
S. VEGETAL = 0.84 m2.  
S. MUROS = 0.21 m2.  
S. TERRAPLEN = 2.20 m2.