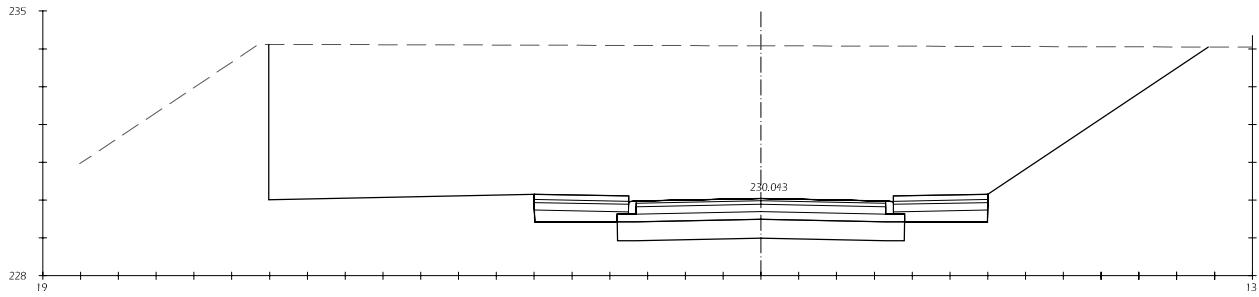
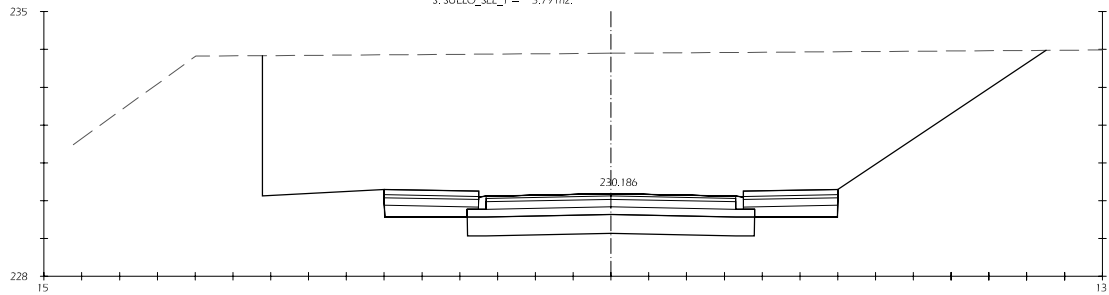


EJE 4



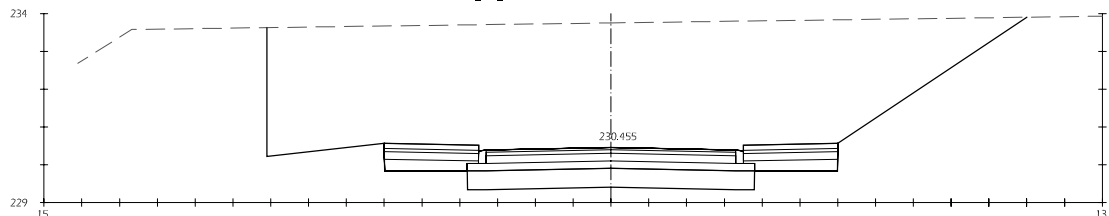
Pk=0+000

S. FIRME = 7.36 m<sup>2</sup>.  
S. D. TIERRA = 98.65 m<sup>2</sup>.  
S. SUELO\_SEL\_1 = 3.79 m<sup>2</sup>.



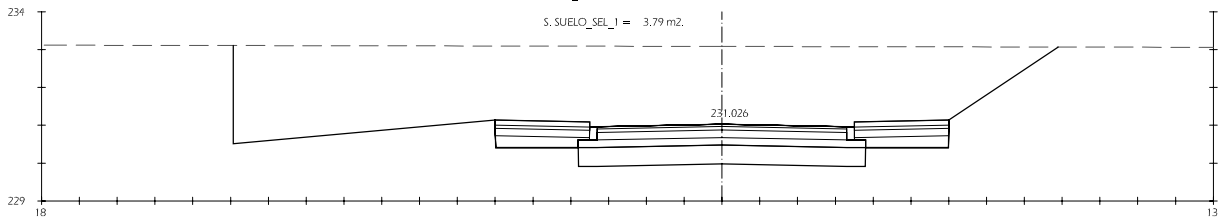
Pk=0+010

S. FIRME = 7.36 m<sup>2</sup>.  
S. D. TIERRA = 77.25 m<sup>2</sup>.  
S. SUELO\_SEL\_1 = 3.79 m<sup>2</sup>.



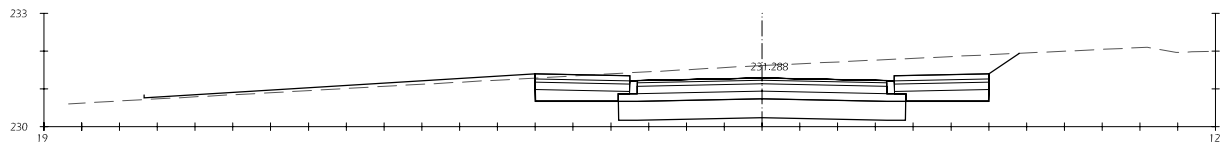
Pk=0+020

S. FIRME = 7.36 m<sup>2</sup>.  
S. D. TIERRA = 68.79 m<sup>2</sup>.  
S. SUELO\_SEL\_1 = 3.79 m<sup>2</sup>.



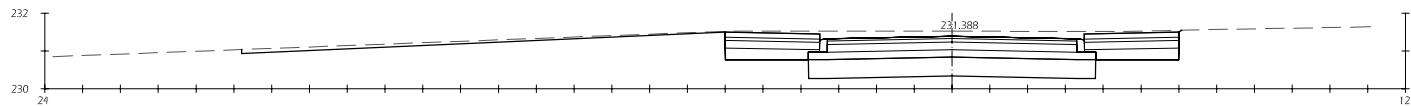
Pk=0+040

S. FIRME = 7.36 m<sup>2</sup>.  
S. D. TIERRA = 54.24 m<sup>2</sup>.  
S. SUELO\_SEL\_1 = 3.79 m<sup>2</sup>.



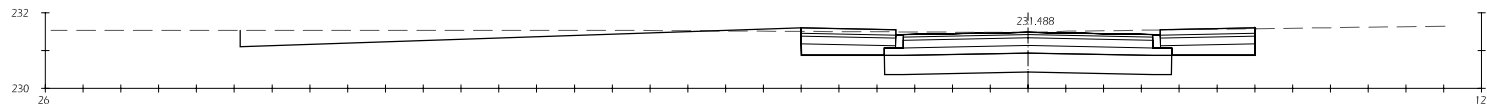
Pk=0+060

S. FIRME = 7.36 m<sup>2</sup>.  
S. D. TIERRA = 15.36 m<sup>2</sup>.  
S. SUELO\_SEL\_1 = 3.79 m<sup>2</sup>.  
S. TERRAPLEN = 0.16 m<sup>2</sup>.



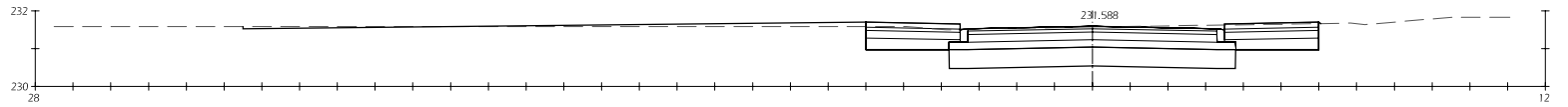
Pk=0+080

S. FIRME = 7.36 m<sup>2</sup>.  
S. D. TIERRA = 13.43 m<sup>2</sup>.  
S. SUELO\_SEL\_1 = 3.79 m<sup>2</sup>.



Pk=0+100

S. FIRME = 7.37 m<sup>2</sup>.  
S. D. TIERRA = 14.06 m<sup>2</sup>.  
S. SUELO\_SEL\_1 = 3.79 m<sup>2</sup>.  
S. TERRAPLEN = 0.11 m<sup>2</sup>.



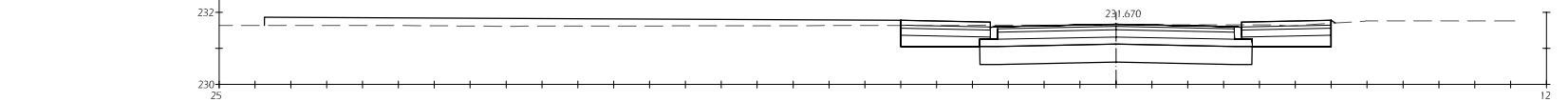
Pk=0+120

S. FIRME = 7.37 m<sup>2</sup>.  
S. D. TIERRA = 11.05 m<sup>2</sup>.  
S. SUELO\_SEL\_1 = 3.79 m<sup>2</sup>.  
S. TERRAPLEN = 0.68 m<sup>2</sup>.



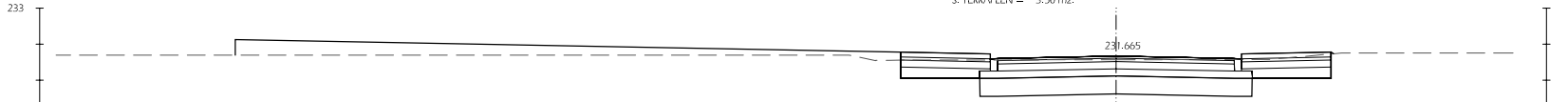
Pk=0+140

S. FIRME = 7.37 m<sup>2</sup>.  
S. D. TIERRA = 10.71 m<sup>2</sup>.  
S. SUELO\_SEL\_1 = 3.79 m<sup>2</sup>.  
S. TERRAPLEN = 3.50 m<sup>2</sup>.



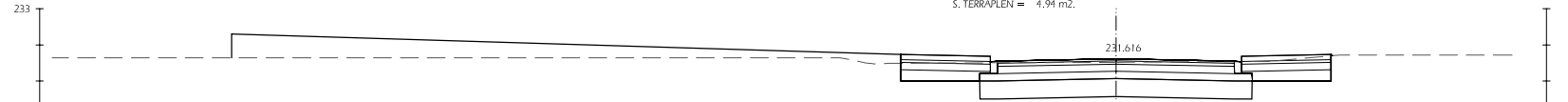
Pk=0+160

S. FIRME = 7.37 m<sup>2</sup>.  
S. D. TIERRA = 9.90 m<sup>2</sup>.  
S. SUELO\_SEL\_1 = 3.79 m<sup>2</sup>.  
S. TERRAPLEN = 4.94 m<sup>2</sup>.



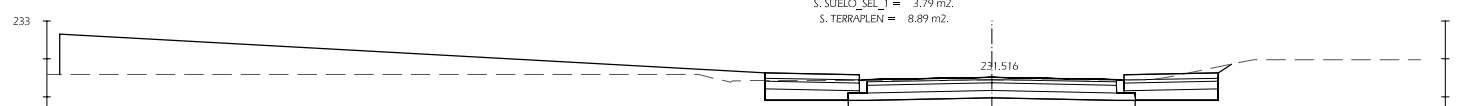
Pk=0+180

S. FIRME = 7.37 m<sup>2</sup>.  
S. D. TIERRA = 9.91 m<sup>2</sup>.  
S. SUELO\_SEL\_1 = 3.79 m<sup>2</sup>.  
S. TERRAPLEN = 7.28 m<sup>2</sup>.



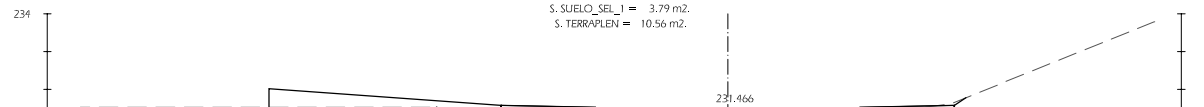
Pk=0+200

S. FIRME = 7.37 m<sup>2</sup>.  
S. D. TIERRA = 10.06 m<sup>2</sup>.  
S. SUELO\_SEL\_1 = 3.79 m<sup>2</sup>.  
S. TERRAPLEN = 8.89 m<sup>2</sup>.



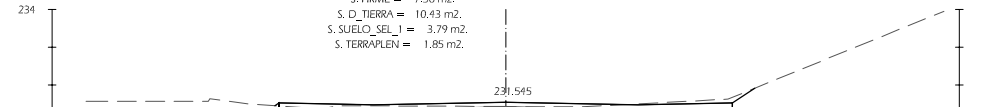
Pk=0+220

S. FIRME = 7.36 m<sup>2</sup>.  
S. D. TIERRA = 10.34 m<sup>2</sup>.  
S. SUELO\_SEL\_1 = 3.79 m<sup>2</sup>.  
S. TERRAPLEN = 10.56 m<sup>2</sup>.



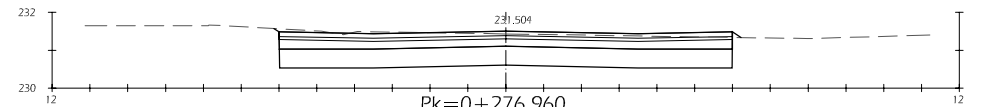
Pk=0+240

S. FIRME = 7.36 m<sup>2</sup>.  
S. D. TIERRA = 10.43 m<sup>2</sup>.  
S. SUELO\_SEL\_1 = 3.79 m<sup>2</sup>.  
S. TERRAPLEN = 1.85 m<sup>2</sup>.



Pk=0+260

S. FIRME = 4.92 m<sup>2</sup>.  
S. D. TIERRA = 10.47 m<sup>2</sup>.  
S. SUELO\_SEL\_1 = 5.99 m<sup>2</sup>.  
S. TERRAPLEN = 0.00 m<sup>2</sup>.



Pk=0+276.960

S. FIRME = 4.92 m<sup>2</sup>.  
S. D. TIERRA = 10.50 m<sup>2</sup>.  
S. SUELO\_SEL\_1 = 5.99 m<sup>2</sup>.  
S. TERRAPLEN = 0.02 m<sup>2</sup>.